



District Report Card: 2017


State: Delhi	District: New Delhi
Class: 8	Subject: Language
Schools: 49	Students: 1261


Participation/Coverage


Students

<div>GENDER</div> <div></div>	Boys		Girls	
	Number	%	Number	%
	683	54.16	578	45.84

<div>AREA</div> <div></div>	Rural		Urban	
	Number	%	Number	%
	0	0.00	1261	100.00

<div>CATEGORY</div> <div></div>	SC		ST		OBC		GEN	
	Number	%	Number	%	Number	%	Number	%
	285	22.60	14	1.11	107	8.49	855	67.80

<div>CWSN</div> <div></div>	LD	VI	HI	S&LD	ID	Oth
	0	8	0	0	0	20

<div>Management</div> <div></div>	Government		Government-aided	
	Number	%	Number	%
	792	62.81	469	37.19

Average Performance of Students in Language (%)

Overall	Gender		Area		Management		Social Group			
	Male	Female	Rural	Urban	Govt.	Aided	SC	ST	OBC	GEN
55.28	54.49	56.22	0.00	55.28	54.74	56.20	53.52	60.00	53.52	56.02

Performance on Learning Outcomes (LOs)

Learning Outcomes	Description	Average Performance(%)
L813	Read textual/non-textual materials with comprehension and identifies the details, characters, main idea and sequence of ideas and events while reading	55.28

Range of Performance of Students who Answered Correctly							
Below 30%		30% - 50%		50% - 75%		Above 75%	
Number	%	Number	%	Number	%	Number	%
193	15.31	301	23.87	529	41.95	238	18.87

Lowest Performing Learning Outcomes (LOs)

1 - Read textual/non-textual materials with comprehension and identifies the details, characters, main idea and sequence of ideas and events while reading (55.28)